


DOODLE PROJECT




1



- SELECT A GEOMETRIC SHAPE.
- DRAW YOUR SHAPE AT LEAST 7 TIMES TO CREATE A BACKGROUND.




2




- SELECT A FIGURE FROM A MAGAZINE.
- TRACE THE OUTLINE.



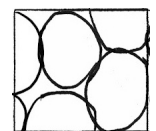

3




- FLIP YOUR TRACING PAPER OVER SO THAT YOUR PENCIL MARKS ARE FACING THE BACKGROUND. TRACE OVER THE OUTLINE A SECOND TIME.



4



LIGHT VALUE



DARK VALUE

- ADD PATTERN TO YOUR COMPOSITION.
- THE AREA INSIDE THE OUTLINE OF THE FIGURE SHOULD HAVE PATTERNS IN DARK VALUES.
- THE AREA INSIDE THE GEOMETRIC SHAPES SHOULD HAVE PATTERNS IN LIGHT VALUES.